

# DOWNLOAD PDF DOCUMENT



## NISSAN VANETTE DIESEL W...

[DOWNLOAD DOCUMENT NOW](#)

Updated: 10/28/2017

**DISCLAIMER:**

CHAUVIN.CO uses the following nissan vanette diesel wiring diagram book available for free PDF download which is also related with

**NISSAN VANETTE DIESEL WIRING DIAGRAM**

Our digital library offers you to download nissan vanette diesel wiring diagram and other files in PDF format for free. There is no need to pay for registration, but you will have to pass it in order to get an unlimited access to the stock of eBooks. So, if you need nissan vanette diesel wiring diagram, just follow the link below, pass the registration and enjoy reading nissan vanette diesel wiring diagram or other books from almost any advice supporting PDF format. You may ask why we ask our users to pass registration. It is done to simplify the work of the library and prevent countless hackers' attacks that cause certain discomfort to the users of our digital library. You need to register only once in order to get an access to nissan vanette diesel wiring diagram and other files. It will take you little time to register and then to download nissan vanette diesel wiring diagram.

[DOWNLOAD NOW](#)

# DOWNLOAD PDF DOCUMENT

# DOWNLOAD PDF DOCUMENT

## NISSAN VANETTE DIESEL W...

### [X0100 WIRING DIAGRAM](#)

X0100 Strike Interface Time Delay Module Power Wiring Diagram(24 VAC VDC; 250mA Max) 5 Amp Max NC (Normally Closed) To Electric Strike Common C (Common) +24 V NO (Normally Open) (Dry Contacts) 2 1 NC (Normally Closed) To Control Activation C (Common) NO (Normally Open) (Dry Contacts) 3 4 2 Amp Max Activation Common Note: This module does not provide an output voltage to drive an electric strike. ...

**File name:** X0100-Wiring-Diagram.pdf

[Download now or Read Online](#)

### [BLOCK WIRING DIAGRAM FOR 2S-SS](#)

BLOCK WIRING DIAGRAM IWS-ABDS1. Without volume control2. With volume control Volume control should be auto transformer type control (SVC-W, SVC-I, RVC-W, RVC-I). The use of 8 ohm speakers is recommended. When A+B is selected, the net load to amplifier is 4 ohms.Dayton Audio PO Box 52 Springboro, OH 45066 300T575 ...

**File name:** 300-575-dayton-audio-iws-abds-block-wiring-diagram.pdf

[Download now or Read Online](#)

### [MICROSOFT WORD - CORDONA WIRING DIAGRAM SBK- 4 2 NEG. 4 COILS.DOC](#)

Wiring diagram for engines with 4 coils, 2 negative wires from the CDI, and 4 +12vwires from the stock wiring harness.For 3 cyl. and single cyl. splice the number of Killbox yellows necessary and ground theremaining yellows. For Dyna 2000; connect one (any) yellow to orange and one otheryellow to gnd. The other 2 yellows are not used, should be cut.A GP Switch should be installed in the Pullswitch...

**File name:** cordona wiring diagram SBK- 4 2 neg. 4 coils.pdf

[Download now or Read Online](#)

### [S80 WIRING DIAGRAM.CDR](#)

S80PRO Power Connections Fused 12V WIRING SCHEMATIC FOR S80PRO 86 Drawn from pin insertion side LAST UPDATED Note this connector has Three 18 11 2014 keyways in total NEEDS FIRMWARE Tel +44 (0)161 877 1419 V77.00 AND HIGHER Elec Dump Valve Fax +44 (0)161 877 7086 FOR ALL OPTIONS 85 Turbo Pressure Email office@dtafast.co.uk Aux 9 Tacho Cam Control Pump Relay Aux 7 Fuel Shift Light Fan Relay Idle V...

**File name:** S80 Wiring Diagram.pdf

[Download now or Read Online](#)





















# DOWNLOAD PDF DOCUMENT

# DOWNLOAD PDF DOCUMENT

Here below another book similar with:

## NISSAN VANETTE DIESEL W...

---

-  [nissan vanette diesel wiring diagram](#)
-  [nissan navara wiring diagram driving lights](#)
-  [nissan wiring diagram](#)
-  [1994 nissan truck and pathfinder wiring diagram manual supplement](#)
-  [nissan almera wiring diagram engine](#)
-  [nissan ohc diesel](#)
-  [nissan diesel engine service manual for ge13](#)
-  [wiring diagrams ford sierra diesel](#)
-  [nissan quest vacuum diagram](#)
-  [duramax diesel parts diagram](#)
-  [ih 444 diesel tractor engine parts diagram](#)
-  [ford f350 diesel fuse box diagram](#)
-  [minn kota manual 24v wiring diagram](#)
-  [toyota auris audio wiring diagram](#)
-  [mastercut briggs stratton starter solenoid wiring diagram](#)
-  [wiring diagram for sunny island](#)
-  [massey ferguson mf 40 wiring diagram](#)
-  [dodge durango electric fan wiring diagram](#)
-  [manual changeover switch wiring diagram](#)
-  [free download ford falcon 1997 engine wiring diagram](#)

# DOWNLOAD PDF DOCUMENT