

DOWNLOAD PDF DOCUMENT



NOKIA BLUETOOTH HEADSET...

DOWNLOAD DOCUMENT NOW

Updated: 10/20/2017

DISCLAIMER:

CHAUVIN.CO uses the following nokia bluetooth headsets schematic diagram book available for free PDF download which is also related with

NOKIA BLUETOOTH HEADSETS SCHEMATIC DIAGRAM

When you need to download nokia bluetooth headsets schematic diagram for free, you can do it from our online library. The process will not take much time. Just download the necessary program and register. Step-by-step instruction is easy to understand even by newbies. If you are here for the first time, use the following link to start downloading. After registration you will be able to get nokia bluetooth headsets schematic diagram on your device and use it any time when it is needed. Some people ask why we use such a complicated (as they may think) way to supply with the access to nokia bluetooth headsets schematic diagram and other PDF data. It is clear. Constant hackers' attacks made us take such measures. Don't think that registration requires sms-confirmation or charge. It is completely free. We provide for an access to nokia bluetooth headsets schematic diagram and tons of other files that will be useful for everyone. It is beaus our eBook library contains books of various genres and fields including rare editions. Download nokia bluetooth headsets schematic diagram now without paying for it.

DOWNLOAD NOW

DOWNLOAD PDF DOCUMENT

DOWNLOAD PDF DOCUMENT

NOKIA BLUETOOTH HEADSET...

[BOSE SCHEMATIC DIAGRAM](#)

Bose Schematic Diagram pdf DOWNLOAD HERE The Bose Acoustimass 5 Series III Speaker System http products bose com pdf customer service owners og am5iii pdf 2 October 23 2001 AM196451 05 V pdf English Introduction Thank you We appreciate your choice of the Bose Acoustimass 5 Series III speaker system L1 Model I Technical Data - Bose - Better Sound Through http pro bose com pdf pro tech data L1 td l1 m1 pdf...

File name:

[Download now or Read Online](#)

[14 INTERCONNECTION SCHEMATIC DIAGRAM & SCHEMATIC DIAGRAM NOTES](#)

14.1. INTERCONNECTION SCHEMATIC DIAGRAM P1001 P1101 P3501 FLH+ 1 1 FLH+ G FLH- FL-24V 2 3 2 3 FLH- FL-24V NSW+3.3V 4 4 NSW+3.3V NPOFF L 5 5 NPOFF L M+9V 6 6 M+9V MGND 7 7 MGND D+5V 8 8 D+5V DGND 9 9 DGND MOTHER P.C.B. D+1.2V 10 10 D+1.2V A+5V 11 11 A+5V AGND 12 12 AGND NSW+9V 12V 13 13 NSW+9V 12V ADGND 14 14 ADGND NSW-9V -12V 15 15 NSW-9V -12V FP8041 (FOR DEBUG) TRCLK 1 GND 2 TRCD(0) 3 F TRCD(1) ...

File name: scd_a41.pdf

[Download now or Read Online](#)

[DAEWOO AKD-4105 CAR CD CHANGER SCHEMATIC DIAGRAM](#)

Manual DOWNLOAD HERE This SCHEMATIC DIAGRAM manual written in PDF format contains every information you will ever need for repairing, servicing, rebuilding or maintaining your DAEWOO AKD-4105 CAR CD CHANGER. It covers Every Part of it and contains all the info available there in the manuals available in the market at cost rates. The manual works under all PC based Windows operating systems and even...

File name: daewoo_akd_4105_car_cd_changer_schematic_diagram_manual.pdf

[Download now or Read Online](#)

[4 SCHEMATIC DIAGRAM](#)

4.1. C1-Board (1 of 2) Schematic Diagram ! C1-BOARD TNPA3059 (1 2) 1 AA PCR AA PCR AA CLK21 AA CLK11 AA LE1 AA LE1 AA PCR C7153A 50V 100p TO AI BD16 AI BD14 AI BD13 AI BD12 AI BD11 AI BD15 R7114 R7113 220 DATA 220 DRIVER CA1 SIDE 55 53 52 51 49 48 47 46 45 44 43 42 41 40 39 38 37 36 35 34 33 31 30 29 27 26 25 23 22 21 20 19 18 17 16 15 14 13 12 11 10 9 8 7 5 4 3 1 TERM R7105 5V 1k 2 75V 75V C7103 ...

File name: scd_a4.pdf





















[Download now or Read Online](#)

DOWNLOAD PDF DOCUMENT

DOWNLOAD PDF DOCUMENT

Here below another book similar with:

NOKIA BLUETOOTH HEADSET...

-  [nokia bluetooth headsets schematic diagram](#)
-  [final year project bluetooth messenger](#)
-  [pioneer mp3wma cd player with bluetooth and aux input deh 7300bt](#)
-  [schematic diagram of 200hp auto transformer starter](#)
-  [schematic diagram of research process](#)
-  [xbox controller schematic diagram](#)
-  [bcg matrix analysis for nokia](#)
-  [nokia ovi browser speed increaser](#)
-  [nokia 3510 3510i service manual](#)
-  [time theme nokia 110](#)
-  [manual nokia 7610 rh51](#)
-  [led swr meter schematic](#)
-  [virtuoso schematic driven layout](#)
-  [ridgid battery charger schematic](#)
-  [smmps full bridge schematic](#)
-  [peterbilt wiring schematic for headlight](#)
-  [poulan lawn mower clutch switch schematic](#)
-  [wiring schematic for voyager trane rooftop](#)
-  [voice intercom system schematic](#)
-  [peterbilt wiring schematic stereo](#)

DOWNLOAD PDF DOCUMENT